

Using Reflection Tools in Award Applications

Reflection Tools

| Reflection (#3) | |
|--|---|
| Results  | Review & Report  (Results, Inventory, Skills, Reporting) |
| \$0.00 |      REPORT |
| \$0.00 |      REPORT |
| \$40,500.00 |      REPORT |

- Clipboard
 - Annual Review
- Line Graph
 - Current Inventory
- Tractor
 - Non-Current Capital Items
- Brain
 - Learning Outcomes
- Reports
 - Single SAE Report

Clipboard *In the Records*

= Annual SAE Summary

CORN ENTREPRENEUR SAE



| Year | Numeric Quantity | Description |
|------|------------------------------------|---|
| 2013 | <input type="text" value="0.0"/> | At year end, I was advised to prepay 2014 seed costs for the newly acquired Koenig Farm. 33 bags seed corn for \$8,055. |
| 2014 | <input type="text" value="261.0"/> | production decisions, equip exchanged for labor. Fertility program uses layer litter, with low salt starter. Ave. yield 243.4 bu/ac, 29678 bu cash mkt (\$134,762.72) w/30000 bu on inventory (\$120,000). |
| 2015 | <input type="text" value="328.0"/> | Cash rent, strip-till. I run ALL production tasks, equip. is labor exchange. Fertility input uses layer litter, low salt pop-up, biologicals. Ave. yield 195.2 bu/ac, 63026 bu cash mkt(\$267,859) w/1000 bu on inventory |

*A definition of size. Ex: 4 head heifers, 2 show pigs, 8,000 square ft business

*Description of the SAE for that specific year, as it pertains to this award area.


Ex: Varieties, breeds, types of products/or services sold, tasks, financial highlights



Clipboard *In the Records*

VET CLINIC PLACEMENT SAE



| Year | Description  |
|-------------|--|
| 2016 | <div data-bbox="1319 554 2226 733" style="border: 1px solid black; padding: 5px;">Animal Assistant: (100 hrs.) animal handling and assisting vet, (20 hrs) feeding and watering patients, (22 hrs) kennel sanitation.</div> |
| 2017 | <div data-bbox="1319 768 2226 948" style="border: 1px solid black; padding: 5px;">Office Assistant: (30 hrs) record files, (125 hrs) animal handling and assisting vet, (10 hrs) pharmacy med counts and labeling, (23 hrs) scheduling boarding pets</div> |

Brief list of responsibilities that describe your SAE efforts.

Each year may have a different set of details.

**Tasks, hours, title, responsibilities etc.*



Clipboard..... *In the Application*

CORN ENTREPRENEUR SAE



2013

| Pathway | Name & Description | Size/Scope of Enterprise |
|---------------|---|--------------------------|
| Plant Systems | ATE Farms - Corn Strip-till corn in which I have sole ownership of all production practices, management decisions, and all financial obligations. Average yield 216.0 bu./ac. with 1554 bushels on inventory at \$6.25/bu (\$9,712.50). | 7.2 acres |
| Plant Systems | KGC Farm - Corn At year end, I was advised to prepay 2014 seed costs for the newly acquired Koenig Farm. 33 bags seed corn for \$8,055. | 0 acres |

2014

| Pathway | Name & Description | Size/Scope of Enterprise |
|---------------|--|--------------------------|
| Plant Systems | ATE Farms - Corn Sold 2013 corn inventory for \$6.50/bu. (\$10,101) in January 2014. I returned 7 rental acres to dad in 2014 due to the opportunity to cash rent 513 acres of Koenig Farm. | 0 acres |
| Plant Systems | KGC Farm - Corn New cash rented, strip-till acres. I make ALL production decisions, equip exchanged for labor. Fertility program uses layer litter, with low salt starter. Ave. yield 243.4 bu/ac, 29678 bu cash mkt (\$134,762.72) w/30000 bu on inventory (\$120,000). | 261 acres |

2015

| Pathway | Name & Description | Size/Scope of Enterprise |
|---------------|---|--------------------------|
| Plant Systems | KGC Farm - Corn Cash rent, strip-till. I run ALL production tasks, equip. is labor exchange. Fertility input uses layer litter, low salt pop-up, biologicals. Ave. yield 195.2 bu/ac, 63026 bu cash mkt(\$267,859) w/1000 bu on inventory (\$4000). 3ac. reclaimed pasture. | 328 acres |



Clipboard..... *In the Application*

VET CLINIC PLACEMENT SAE



2016

| Pathway | Employer or Project Name Job Title, Responsibilities, or Project Description | Unpaid Hours | Paid Hours | Total Hours | Gross Earnings | Current Expenses |
|----------------|---|--------------|------------|-------------|----------------|------------------|
| Animal Systems | Keep Em Kicking Vet Clinic - Animal Care Animal Assistant: (100 hrs.) animal handling and assisting vet, (20 hrs) feeding and watering patients, (22 hrs) kennel sanitation. | 0 | 92 | 92 | \$302 | \$30 |
| TOTAL | | 0 | 92 | 92 | \$302 | \$30 |

2017

| Pathway | Employer or Project Name Job Title, Responsibilities, or Project Description | Unpaid Hours | Paid Hours | Total Hours | Gross Earnings | Current Expenses |
|----------------|--|--------------|------------|-------------|----------------|------------------|
| Animal Systems | Keep Em Kicking Vet Clinic - Animal Care Office Assistant: (30 hrs) record files, (125 hrs) animal handling and assisting vet, (10 hrs) pharmacy med counts and labeling, (23 hrs) scheduling boarding pets | 0 | 188 | 188 | \$480 | \$0 |
| TOTAL | | 0 | 188 | 188 | \$480 | \$0 |

Hours and earnings come from Paychecks in PAID PLACEMENT

**Hours come from journals in UNPAID PLACEMENT



Clipboard *On the Proficiency Rubric*



| Area | Section | Points Possible | High Points 6 - 5 |
|----------------------|--------------------------|-----------------|---|
| SAE Entrepreneurship | SAE Name & Description | 6 | Provides a clear and concise SAE description details yearly responsibilities including clearly understandable size/scope. (max 2) |
| | Size/Scope of Enterprise | | Shows <u>significant growth</u> , in diversification, responsibilities and engagement over time period and opportunities represented. (max 4) |

| Section | Points Possible | High Points 16 - 11 |
|------------------------------|-----------------|---|
| SAE Placement & Foundational | 16 | <u>Includes</u> a complete SAE description, size, scope, responsibilities or hours/and or income. (6 - 4) |
| | | Shows <u>significant growth</u> , in diversification, responsibilities or hours and/or income and engagement over time period and opportunities represented. (10 - 7) |




Line Graph *In the Records*

Entrepreneur SAE ONLY



| Date | Suggested Value | Declared Inventory | Assets (this project) | | | |
|-----------------------------|--------------------|---------------------|------------------------------------|----------|--|--------------|
| December 31, 2013 | \$8,055.00 | \$8,055.00 | + Add New Asset | | | |
| | | | Type | Quantity | Description | Value |
| | | | Harvested and Growing Crops/Plants | 33 | Pioneer AS3244 seed corn pre-pay expense at year end | \$8,055.00 |
| December 31, 2014 | \$39,435.46 | \$120,000.00 | + Add New Asset | | | |
| | | | Type | Quantity | Description | Value |
| | | | Harvested and Growing Crops/Plants | 30000 | Corn on inventory @ \$4/bu contracted for January delivery | \$120,000.00 |



Value does not = a Profit

Value is amount invested but unaccounted for

Is anything left on inventory?

If no inventory, either \$0 add new, or toggle SAE off



Line Graph *In the Records*



| Type | Description | Value |
|----------|--|-------|
| No inven | | |
| | Type: Harvested and Growing Crops/Plants | |
| | Quantity: | |
| | Description: | |
| | Value: | |

If inventory remains, click **ADD NEW** to enter item on hand

Crops: Grain, Wheat, Hay, Straw **Other:** Supplies, feed, meds, consumables

Livestock: Replacement females, Embryos, Semen, Fat Cattle, Calves on feed.

****Items on inventory, should appear in the expense ledger**



Line Graph *In the Application*



National Proficiency Application

Candidate Inventory Statement - Current Inventory

A. Harvested and Growing Crops/Plants on 12/31/2014

| Description | Quantity | Value |
|---|--------------|------------------|
| Corn on inventory @ \$4/bu contracted for January delivery (KGC Farm - Corn) | 30000 | \$120,000 |
| | TOTAL | \$120,000 |

B. Feed, Seed, Fertilizer, Chemicals, Supplies, Prepaid Expenses, and other Current Assets on 12/31/2014

| Description | Quantity | Value |
|-------------|--------------|-------|
| | TOTAL | |

If the value has been assessed, the SAE name is in ()



Line Graph *In the Proficiency Rubric*




| | | Points Possible | High Points 3 |
|--|--------------------------|-----------------|--|
| Income and Expenses, Current and Non-Current Ending Inventories | Ending Current Inventory | 2 | The listing of Ending Current <u>Inventory are reasonable</u> for the size and type of SAE program and correspond to information listed in SAE explanation. (Note: Lack of current inventory <u>may be appropriate for the SAE(s)</u> and if explained in Performance A 1 &2, full credit maybe given in this area). |

****Items on closing inventory should appear as a purchase in the SAE**




Tractor *In the Records*



Non-Current (Capital) Item Manager 

Inventory Sold Items

| Options  | Starting Date | Name | Description | Purchase Type | Purchase Cost | Asset Value (Last Dec 31) |
|---|---------------|------------------------------------|---|---------------|---------------|---------------------------|
| Edit Sell Usage | 10/1/2014 | JD 4920 Sprayer 2006, 120 ft booms | 2006, 120 ft booms with 1200 gallon tank, GPS receiver and screen included. | Cash | \$120,000.00 | \$5,000.00 |
| Edit Sell Usage | 10/27/2015 | Transport Auger 61ft, 10in | 61ft, 10in Transport Auger | Cash | \$4,000.00 | \$1,300.00 |
| Edit Sell Usage | 12/12/2015 | 2011 International ProStar Semi | International 2011 | Cash | \$17,455.81 | \$11,850.70 |

➤ **Productive Breeding Animals**

➤ **Equipment/Fixtures**

Used in Livestock and Plant Production, Tools, Service Equipment

***The description box DOES NOT come to the award, specifics must be in the name*








Tractor *In the Records*



Name: **SPECIFIC**
Age, make, model

Description:
Does not go to App

Salvage Value:
75% of Acquisition

| Add/Edit Non-Current Item | | |
|--|--|---|
| Type of Item:  | (Please Choose)  | Please select the type of capital item from the list. |
| Purchase Date: | 1/9/2024  | |
| Name: | <input type="text"/> | Enter a short descriptive name for this enterprise. |
| Description: | <input type="text"/> | |
| Vendor: | <input type="text"/> | From whom did you purchase this item? |
| Quantity: | 1 <input type="text"/> | Enter the number of head, units, or acres. |
| Total Acquisition Cost: | <input type="text"/> | Enter the purchase price. Total Cash on Hand: \$129,505.05 |
| Total Salvage Value:  | 0 <input type="text"/> | Enter the estimated salvage/scrap/retention value of the capital item at the end of its useful life. |
| Depreciation Method:  | <div style="border: 1px solid black; padding: 5px;"><p>✓ 20 year - 5%</p><p>10 year - 10%</p><p>8 year - 12.5%</p><p>5 year - 20%</p><p>3 year - 33.3%</p></div> | Enter the per-year depreciation for this capital item. (Not Applicable for non-depreciable items.) |
| <div style="display: flex; justify-content: space-between;"><input type="button" value="Save"/><input type="button" value="Cancel"/></div> | | |

130625 | 6814 | Tuesday, January 9, 2024



Tractor *In the Application*



G. DEPRECIABLE MACHINERY, EQUIPMENT, AND FIXTURES ON 12/31/2015

| Description | Acquisition Cost | Depreciation Claimed | Total Value |
|------------------------------------|------------------|----------------------|------------------|
| JD 4920 Sprayer 2006, 120 ft booms | \$120000 | \$23000 | \$97000 |
| Transport Auger 61ft, 10in | \$4000 | \$300 | \$3700 |
| 2011 International ProStar Semi | \$17456 | \$623 | \$16833 |
| | | | \$117,533 |

F. Depreciable Draft, Pleasure, or Breeding Animals on 12/31/2018

| Description | Quantity | Acquisition Cost | Depreciation Claimed | Value |
|---------------------------------|--------------|------------------|----------------------|----------------|
| Cabaniss 186 - 4YO Hamp Ewe | 1.00 | \$4,000 | \$375 | \$3,625 |
| Estes 9902 - 2YO Crossbred Ewe | 1.00 | \$1,000 | \$94 | \$906 |
| 114 Simmental 3 YO cow | 1.00 | \$1,400 | \$60 | \$1,340 |
| 2YO Angus Recip Cow | 1.00 | \$1,400 | \$60 | \$1,340 |
| "April" Reg Holstein DOB 2/2022 | 1.00 | \$1,900 | \$120 | \$1,780 |
| | TOTAL | \$9,700 | \$709 | \$8,991 |

G. Depreciable Machinery, Equipment, and Fixtures on 12/31/2018

| Description | Acquisition Cost | Depreciation Claimed | Value |
|------------------------------|------------------|----------------------|----------------|
| 2008 16 ft CP Bumper Trailer | \$5,500 | \$600 | \$4,900 |
| Aluminum Cattle Chute | \$1,100 | \$30 | \$1,070 |
| | TOTAL | \$6,600 | \$5,970 |



Tractor *In the Proficiency Rubric*



| | Points Possible | High Points 4 |
|------------------------------|-----------------|--|
| Ending Non-Current Inventory | 3 | The listing of item(s) in Ending Non-Current Inventory, their total <u>value, depreciation claimed (if applicable) and cost are reasonable</u> for the size and type of SAE program and correspond to information listed in SAE explanation. (Note: <i>Lack of inventory may be appropriate for the SAE(s) and if explained in Performance A 1 &2, full credit maybe given in this area.</i>) |

No Non-Current Inventory is acceptable, but must be discussed in Performance A1 or A2



Brain *In the Records*



| Planned Skill | Planned Activities | Specifically describe the SAE activities performed to learn or demonstrate the performance indicator selected. maximum 500 characters - 310 remaining | Delete |
|--|---|---|--------|
| AS.03.01 Analyze the nutritional needs of animals. | Attend a local Purina nutritional seminar | maturity patterns so I chose to feed a consistent base feed Purina Complete and supplement each according to breed and maturity using Champion Drive and Fitter 35 to enhance muscle development and condition. | |
| AS.07.01 Design programs to prevent animal diseases, parasites and other disorders and ensure animal welfare. | Research fungus protocol in sheep social media groups | I accessed several FB pages for show lambs: Show Lamb Page, the Club Lamb Page and Ohio Sheep and Lamb to pose questions on fungus prevention and treatment. I connected with the CEO of Ring Out | |
| AS.08.02 Evaluate the effects of environmental conditions on animals and create plans to ensure favorable environments for animals. | Plan penning and barn layout with veterinarian | I visited with my local vet before my project started to inquire about barn space and ventilation for my show lambs. Dr. Miller recommended 10 sq feet per head with access to outside daily. | |

3546468 | 6814 | Wednesday, January 10, 2024

*Complete the activity performed for the performance standard

*Use measurable outcomes for each standard



Brain *In the Application*



AET Skills, Competencies, and Knowledge

Choose *AS.03.01 Analyze the nutritional needs of animals.*
Purina Days: attended the Purina seminar hosted by Reiterman Feeds to investigate and discuss feeding plans for my show lambs. Feeding several breeds, I learned that each breed has different ADG and maturity patterns so I chose to feed a consistent base feed Purina Complete and supplement each according to breed and maturity using Champion Drive and Fitter 35 to enhance muscle development and condition.

Choose *AS.07.01 Design programs to prevent animal diseases, parasites and other disorders and ensure animal welfare.*
I accessed several FB pages for show lambs: Show Lamb Page, the Club Lamb Page and Ohio Sheep and Lamb to pose questions on fungus prevention and treatment. I connected with the CEO of Ring Out who helped me develop a preventative fungus plan and a treatment plan utilizing only 1 product.

Choose *AS.08.02 Evaluate the effects of environmental conditions on animals and create plans to ensure favorable environments for animals.*
I visited with my local vet before my project started to inquire about barn space and ventilation for my show lambs. Dr. Miller recommended 10 sq feet per head with access to outside daily.

A. Select project.

AFN

1 AS
Sele

s, or knowledge in through your SAE

scribe the SAE activities performed to illustrate the performance indicator

characters

attended the Purina seminar hosted by feeds to investigate and discuss feeding show lambs. Feeding several breeds, I each breed has different ADG and

characters

When complete in the records, Performance Standards in the  will populate in the Skills Page of the Proficiency Award (*Select from AET*)



Brain *In the Application*

A. Five Primary Skills, Competencies, and Knowledge within your Pathway

| | AFNR Performance Indicator | Contributions to Success |
|----------|---|--|
| 1 | AS.03.01 Analyze the nutritional needs of animals. | Purina Days: attended the Purina seminar hosted by Reiterman Feeds to investigate and discuss feeding plans for my show lambs. Feeding several breeds, I learned that each breed has different ADG and maturity patterns so I chose to feed a consistent base feed Purina Complete and supplement each according to breed and maturity using Champion Drive and Fitter 35 to enhance muscle development and condition. |
| 2 | AS.07.01 Design programs to prevent animal diseases, parasites and other disorders and ensure animal welfare. | I accessed several FB pages for show lambs: Show Lamb Page, the Club Lamb Page and Ohio Sheep and Lamb to pose questions on fungus prevention and treatment. I connected with the CEO of Ring Out who helped me develop a preventative fungus plan and a treatment plan utilizing only 1 product. |
| 3 | AS.08.02 Evaluate the effects of environmental conditions on animals and create plans to ensure favorable environments for animals. | I visited with my local vet before my project started to inquire about barn space and ventilation for my show lambs. Dr. Miller recommended 10 sq feet per head with access to outside daily. |



Brain *In the Proficiency Rubric*



| Section | Points Possible | | High Points |
|--------------------------------|-----------------|--|---|
| Primary Pathway Standard A1 | 0.5 | Relevance to Project | Selected standard clearly applies to project detailed in application. (max .5 pts) |
| | 0.5 | Relevance of Activity to Standard | Described activity is completely and clearly related to selected standard. (max .5 pts) |
| | 3 | Quality of Description | Provided description clearly demonstrates applicant performing standard. (max 3 pts) |

NOTE:

1. Standard applies to project
2. Activity is related to standard selected
3. Demonstrates performing the standard

Report *In the Records*



| Settings / Planning (#1) | | | Records (#2) | | | Reflection (#3) | |
|---|--|---|--------------|-----------|----------------|-----------------|---|
| Settings | Name / Type | Planning | Financial | Journal | Files / Videos | Results | Review & Report |
| | | | | | | | (Results, Inventory, Skills, Reporting) |
|   | 2021 Beg.- FFA Jr Fair Market Lambs EN - Sheep |   | <u>26</u> | <u>21</u> | <u>4 / 0</u> | \$656.00 |      |
| GRAND TOTAL | | | 26 | 21 | 4 | \$656 0 hrs | |

If all the components #1, #2, #3 are GREEN, the Single SAE Report is ready to download and review

Report Function



All SAE components appear

Review SAE in its entirety for accuracy

SAEReport4673424-2.pdf

SAEReport4673424-2.pdf

The AET

ZZ - National FFA/SAE Test Account w/AET
Ohio JrExhibitor
FFA Jr Fair Market Lambs

Generated: 1/10/2024 11:37

SAE Information - FFA Jr Fair Market Lambs

| | |
|------------------|----------------------------|
| Name: | FFA Jr Fair Market Lambs |
| SAE Type: | Entrepreneurship/Ownership |
| AFNR Pathway: | Animal Systems |
| SAE Subcategory: | Sheep |
| Date Range: | 4/1/2021 - 12/31/2021 |

Scope - FFA Jr Fair Market Lambs

| Year | Quantity | Unit | Description |
|------|----------|---------------------|--|
| 2021 | 3 | head / Market Sheep | My SAE is 3 market lambs: Hamp, Dorper and Dorset. I complete feeding daily and manage weights weekly. I have shown locally and a jackpot. Lambs have averaged .5/day gains. I have learned to adjust feeding amounts and supplement use based on weekly weights and phenotype evaluation. The Hamp was Reserve Champion at the county fair (\$1120) and the Dorset and Dorper were both 5th at NAILE. I sold them both privately for \$1000 each. |

SAE Plan - FFA Jr Fair Market Lambs

Description

Kind, Size, Duration:
For the school year 2021-2022, my SAE will consist of 4 head of Market Lambs that will begin on April 1, 2022 and terminate on August 10, 2022.

The function or purpose of this SAE is EXHIBITION – Choose most applicable
~Lambs may be shown at the following:

1. OSIA LEAD Shows
2. All American Jr Show
3. Clinton County Fair
4. Ohio State Fair

